

RDS 6™

Contents

- Introduction.....2**
 - Welcome 2
 - Safety, maintenance and cleaning 2
- Installation.....3**
 - Mounting 3
 - Power 3
 - Fuse replacement 3
 - Data connections 4
 - Indicators 4
- Configuration5**
 - Switch settings 5
- Further information.....6**
 - Specifications 6
 - Limited product warranty 8

Introduction

Welcome

Welcome to the **RDS 6** DMX/RDM splitter and optimizer from Acclaim Lighting. This compact unit features one RDM/DMX input and six outputs, allowing for flexible configuration of your RDM/DMX signal. Each port is electrically isolated to ensure you get the maximum total run of 3,900' for each signal line and voltage spikes are prevented from reaching other outputs or the connected controlling device.

Safety

- Ensure that the power input is supplied from a correctly fused, earthed and environmentally protected location.

Maintenance

CAUTION: *Always isolate mains power before starting maintenance operations.*

- Ensure that all mounting (and device) screws/bolts are fully tight and free of corrosion.
- Ensure there is no deformation to the housing, lenses or fixing points.
- Check that all power supply cables are free from physical damage or material fatigue.
- Use only genuine spare parts supplied by Acclaim Lighting.

Cleaning

- Use a moist, lint-free cloth when cleaning each fixture.
- Never use alcohol or solvents.

Installation

Mounting

The RDS 6 splitter can be mounted in any orientation, as required. Four slotted holes ($\varnothing 0.22 \times 0.45"/\varnothing 5.5 \times 11.5\text{mm}$) are built into the base for mounting purposes (see page 7 for dimensions).

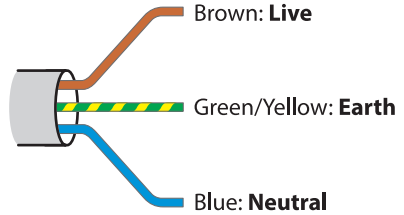
Power

The power cord is roughly 4.2 feet (1.3m) in length. The power requirements are as follows:

- Voltage: 100-240VAC 50/60Hz (autosensing)
- Power: 14.4W

The power cord color designations are as shown here.

Note: Apply power to the unit only once all connections have been made.

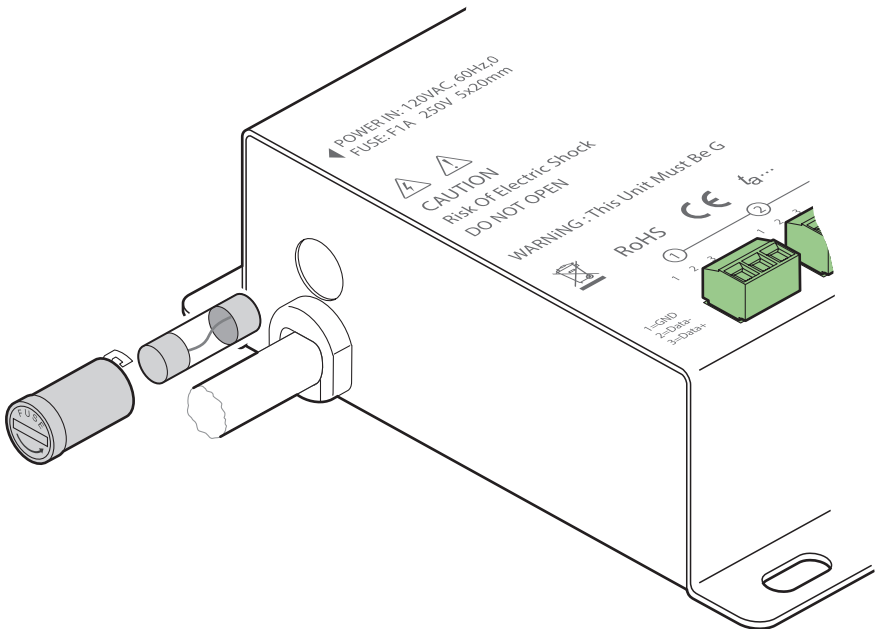


Fuse replacement

IMPORTANT: Ensure that power is isolated before attempting to remove the fuse carrier.

Use a flat blade screwdriver to remove the fuse carrier. Push in and then turn 45 degrees counter-clockwise to release.

Fuse type: 5 x 20mm glass 1A quick acting (F1L250V)

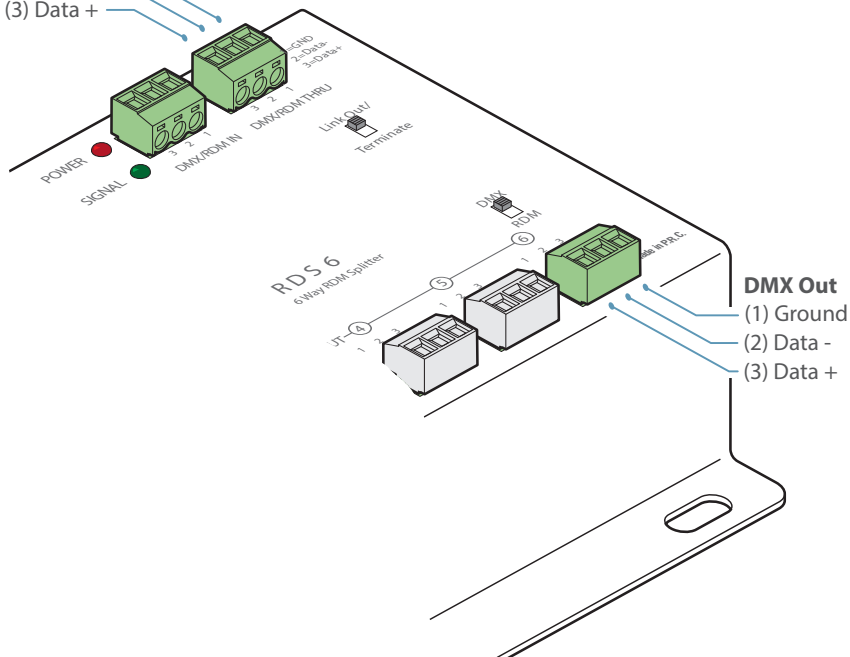


Data connections

Connections to the input, thru and output ports are made via pluggable 3.5mm-pitch PCB connectors (all 3-way). The contact ports of each connector are suitable for cable cores in the range 24 to 14 AWG (0.2 to 2.08mm²).

DMX In/Thru

- (1) Ground
- (2) Data -
- (3) Data +



Indicators

- **POWER:** The red indicator illuminates when mains power is applied to the unit.
- **SIGNAL:** The green indicator illuminates when a DMX input signal is present.
- **OUTPUT:** One per output port (x6). Each green indicator illuminates when a circuit connection is sensed on the port.

Configuration

Switch settings

DMX/RDM

Determines whether RDM functionality is enabled (ie, that bi-directional communication back from the devices is permitted). Some devices that do not correctly implement the full DMX512A timing standard can exhibit flickering when RDM is enabled.

DMX



RDM

- Set in the **DMX** position if bi-directional RDM services are not required and some devices are being affected.
- Set in the **RDM** position to allow full bi-directional operation to take place.

Link Out/Terminate

Determines whether the DMX/RDM Thru port is open or internally terminated.

Link Out/



Terminate

- If several RDS 6 units are connected in series, this switch must be set in the **Link Out/** position on all units *except* the final one in the chain.
- If a single RDS 6 is used or the unit is the final one in a chain, this switch must be set in the **Terminate** position. This ensures that the DMX line (into the unit) is correctly terminated.

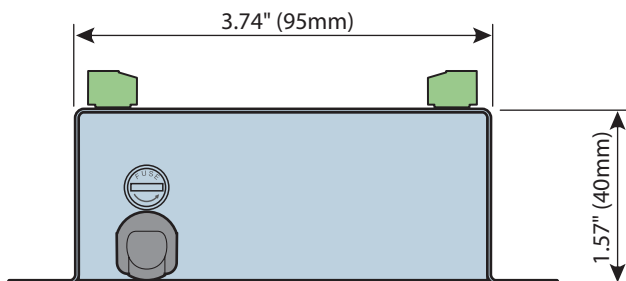
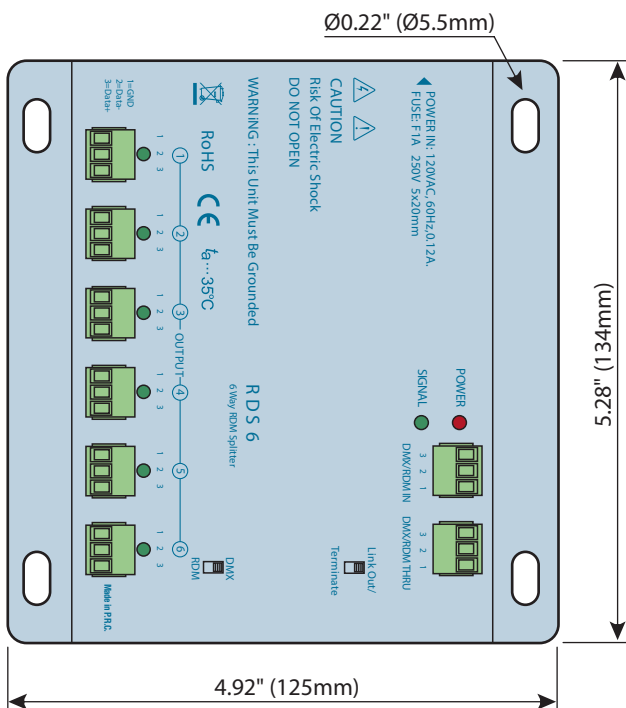
Further information

Specifications

Operating Voltage	100-240VAC, 50/60Hz
DMX / RDM inputs	1
DMX / RDM outputs	6 connectors
Data connector types	3-way 3.5mm-pitch suitable for 24 to 14 AWG (0.2 to 2.08mm ²) wire connections
Power Consumption	14.4W (0.12A at 120VAC)
Fuse	5 x 20mm glass 1A quick acting (F1L250V)
Finish	Black
IP Rating	IP20, dry location
Operating Temperature	14°F to 122°F (-10°C to 50°C)
Fixture Connectors	Attached 4.2ft (1.3m) lead for AC input
Certifications	



Dimensions



Weight: 1.25 lbs (570g)

Limited product warranty

A. Acclaim Lighting™ hereby warrants, to the original purchaser, Acclaim Lighting finished products to be free of manufacturing defects in material and workmanship for a standard period of:

- Fixtures: 5 Years (1,825 days) from the date of purchase.
- Drivers, power supplies and accessories: 5 Years (1,825 days) from the date of purchase.
- Flex Products: 3 Years (1,095 days) from the date of purchase.
- Controllers: 2 Years (730 days) from the date of purchase.

It is the owner's responsibility to establish the date and place of purchase and warranty terms by acceptable evidence, at the time service is sought.

B. For warranty service, send the product only to the Acclaim factory. All shipping charges must be pre-paid. If the requested repairs or service (including parts replacement) are within the terms of this warranty, Acclaim Lighting will pay return shipping charges only to a designated point within the United States. If the entire instrument is sent, it must be shipped in its original package. No accessories should be shipped with the product. If any accessories are shipped with the product, Acclaim Lighting shall have no liability whatsoever for loss of or damage to any such accessories, nor for the safe return thereof. Acclaim reserves the right to replace the item with same or similar product at its discretion.

C. This warranty is void if the serial number has been altered or removed; if the product is modified in any manner which Acclaim concludes, after inspection, affects the reliability of the product; if the product has been repaired or serviced by anyone other than the Acclaim Lighting factory unless prior written authorization was issued to purchaser by Acclaim Lighting; if the product is damaged because not properly maintained as set forth in the instruction manual.

D. This is not a service contract, and this warranty does not include maintenance, cleaning or periodic check-up nor do we guarantee as part of this warranty any lumen performance during period. Parts not covered by this warranty include: fuses, external power supplies, third party items not manufactures by Acclaim lighting. During the period specified above, Acclaim Lighting will replace defective parts at its expense, and will absorb all expenses for warranty service and repair labor by reason of defects in material or workmanship. The sole responsibility of Acclaim Lighting under this warranty shall be limited to the repair of the product, or replacement thereof, including parts, at the sole discretion of Acclaim Lighting. At no time will installation or re-installation or products labor or liability costs will be assumed by Acclaim Lighting. All products covered by this warranty were manufactured after January 1, 2012, and bear identifying serial number marks to that effect.

E. Acclaim Lighting reserves the right to make changes in design and/or improvements upon its products without any obligation to include these changes in any products theretofore manufactured. No warranty, whether expressed or implied, is given or made with respect to any accessory supplied with products describe above. Except to the extent prohibited by applicable law, all implied warranties made by Acclaim Lighting in connection with this product, including warranties of merchantability or fitness, are limited in duration to the warranty period set forth above. And no warranties, whether expressed or implied, including warranties of merchantability or fitness, shall apply to this product after said period has expired.

F. Marine or extreme weather location applications using Acclaim lighting products are subject to a 2 year limited warranty and Acclaim must be notified prior to delivery of units for such applications so that preventative treatment can be made to the products to ensure proper performance and product life with a special marine code coating / sealing process at an additional cost.

G. The consumer's and or dealer's sole remedy shall be such repair or replacement as is expressly provide above; and under no circumstances shall Acclaim Lighting be liable for any loss or damage, direct or consequential, arising out of the use of, or inability to use, this product. This warranty is the only written warranty applicable to Acclaim Lighting products and supersedes all prior warranties and written descriptions of warranty terms and conditions heretofore published.

