

PROJECT _____ FIRM _____ ORDER # _____ TYPE _____ QTY _____



The **Dyna Drum™** family of floodlights has been the premier choice of serious designers for years; their high outputs, robust weather protection and unmatched reliability are legendary.

Dyna Drum H3 SCS models use RGB+ or Dynamic White (DW) emitters to produce strong outputs and superior color mixing. The native 3° or 7° beam can be easily modified with quick-fit spread lenses to suit wider applications.

Dyna Drum fixtures are equally happy to receive DMX control via cable or the airwaves, thanks to the Aria™ X2 wireless receiver built into every unit. A clear daylight-readable OLED touch-screen display provides access to a comprehensive configuration menu system. Alternatively, key configuration changes can be made remotely using either RDM (Remote Device Management), or via BLE (Bluetooth™ Low Energy) wirelessly from our free iOS app.

Every Dyna Drum H3 is supplied with a bare wire power/control feed cable, which attaches directly to its OLS connector. The OLS connector also makes the Dyna Drum H3 instantly compatible with Acclaim's celebrated Outdoor Link System™ (see page 9): the rapid-fit cabling solution your installers will never want to be without.

At a glance

<p>Optics</p>	<p>Emitters</p>	<p>CoreSwap technology (see page 13)</p>
<p>Power</p> <p>100 to 277VAC 50/60Hz</p>	<p>Temperature</p> <p>-40° F to 131° F -40° C to 55° C</p>	<p>Output</p> <p>Up to 17,325 lm</p>
<p>Core technologies</p> <p>OutdoorLink system ColorDrive technology AcclaimModular systems aria</p>		

Configure your product

DH3S -DH3E -DH3O -DH3P Example final code: **DH3S1-DH3EY-DH3OK-DH3PH**

Finish color:
1 = Black (RAL 9005)
2 = White (RAL 9003)
4 = Gray (RAL 7047)
7 = Custom* (RAL #)

Emitters:
T = RGBA
U = RGBW (W=3000K)
V = RGBW (W=4000K)
X = DW (2400K-5500K)
Y = RGBAL with CCT Select

Optics:
A = 3° x 3° (native)
E = 7° x 7° (native)
C = 10° x 10°
D = 20° x 20°
H = 40° x 40°
K = 60° x 60°
M = 100° x 100°
Q = 30° x 60°
R = 10° x 60°

Output mode:
H = High Output
S = Standard Output

* indicates special order items, which may require longer lead times

SCAN FOR PRODUCT PAGE

f i y in

PROJECT	FIRM	ORDER #	TYPE	QTY
---------	------	---------	------	-----

Specifications

Emitters	RGBW (W=3000K or 4000K), RGBA, Dynamic White (2400K to 5500K) or RGBAL (+ CCT Select)
Optics	3° x 3°, 7° x 7°, 10° x 10°, 20° x 20°, 40° x 40°, 60° x 60°, 100° x 100°, 10° x 60° or 30° x 60°
Output	Up to 17,325 lumens
Lumen maintenance	L ₇₀ 130,000 hours (@ 25° C)
Control	0-100% dimming via wired DMX (with RDM configuration) plus built-in Aria™ X2 Wireless System
Maximum fixtures in series	32 via wired DMX. Power local to each fixture or use Acclaim's Outdoor Link System - see page 9
Operating voltage	100-277VAC, 50/60 Hz
Power consumption	315W (High Output model), 215W (Standard Output model)
Connection	Removable power and control cord (9 feet, 2.7m with bare wire tails) or use Outdoor Link System
Mounting	Surface mount yoke included. Tenon mount, pipe clamp and extender bar options available
Effective projected area	1.77 ft ²
Material	Die cast aluminum with glass lens, marine and natatorium environment ready
Finish colors	Gray (RAL 7047), black (RAL 9005), white (RAL 9003) or custom colors (provide RAL #)
Ambient temperature range	-40° F to 131° F (-40° C to 55° C)
Ingress protection	IP67, wet location (temporary submersion up to 1m for 30 minutes)
Impact protection	IK10, protection against 20 joule impact (40cm distance).
Vibration protection	ANSI C136.31, 3G-rated for high vibration and bridge applications
Surge protection	Built-in 10kV, 5kA I _n , 10kA I _{max} protection
Warranty	5 years, limited
Weight	46.7 lbs (21.2 kg)
Dimensions	See page 7

Certifications





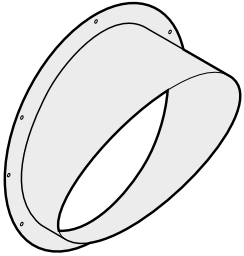



PROJECT	FIRM	ORDER #	TYPE	QTY
---------	------	---------	------	-----

Related components

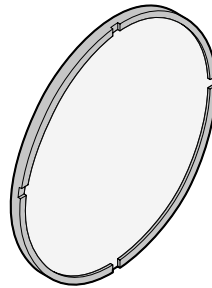
Beam accessories

Half snoots



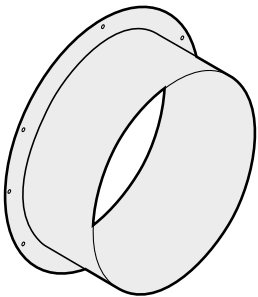
Gray	DH3HSG
Black	DH3HSB
White	DH3HSW
Custom*	DH3HSC

Spread lenses




10° beam	DH3OC
20° beam	DH3OD
40° beam	DH3OH
60° beam	DH3OK
100° beam	DH3OM
30° x 60° beam	DH3OQ
10° x 60° beam	DH3OR

Full snoots



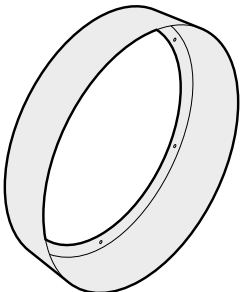
Gray	DH3FSG
Black	DH3FSB
White	DH3FSW
Custom*	DH3FSC

Wire guards



Gray	DH3WGG
Black	DH3WGB
White	DH3WGW
Custom*	DH3WGC

Wide snoots



Gray	DH3WSG
Black	DH3WSB
White	DH3WSW
Custom*	DH3WSC

*RAL # also required

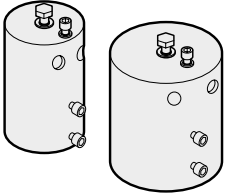


PROJECT _____ FIRM _____ ORDER # _____ TYPE _____ QTY _____

Related components

Mounting accessories

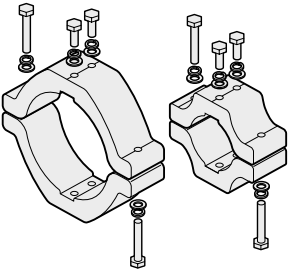
Tenon mounts



2" schedule 40 (2.51", 56mm inner dia.)
 2" nominal (2", 51mm inner dia.)
 3.5" schedule 40 (4.13", 105mm inner dia.)
 4" nominal (4", 102mm inner dia.)

TM2 S40
TM2 NOM
TM4 S40
TM4 NOM

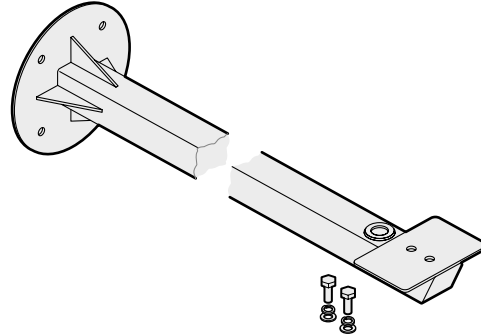
Pipe clamps



2" schedule 40
 2" nominal
 4" schedule 40
 4" nominal

PC2 S40
PC2 NOM
PC4 S40
PC4 NOM

Extender arms



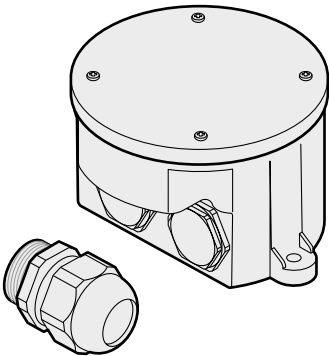
Fixture bolts and washers plus cable access seal included

	1'	2'	3'
Gray	OFLEB1G	OFLEB2G	OFLEB3G
Black	OFLEB1B	OFLEB2B	OFLEB3B
White	OFLEB1W	OFLEB2W	OFLEB3W
Custom*	OFLEB1C	OFLEB2C	OFLEB3C

*RAL # also required

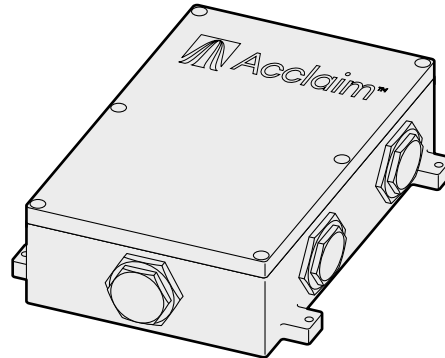
Junction boxes

AJBOX1 (IP66) junction box (plus outlet cable gland)



Part # **AJBOX1**
 IP66 NEC compliant high and low voltage junction box with two sealed ½" input ports for AC & DMX plus NPT ¾" output port for OLSF# feed cable. Built-in AC surge protection up to 10kV and 10kA

AJBOX1 Extended (IP66) junction box



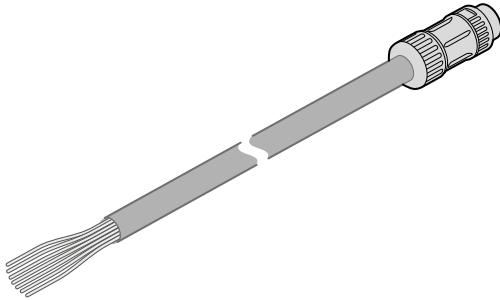
Part # **AJBOX1E#** (# = color)
 IP66 NEC-compliant high and low voltage junction box with six sealed NPT ¾" access ports for conduit fixtures or cable glands (by others) for power and control plus OLSF# feed cable. Built-in AC surge protection up to 10kV and 10kA

PROJECT	FIRM	ORDER #	TYPE	QTY
---------	------	---------	------	-----

Related components

Outdoor Linking System - See also pages 8, 9 and 10

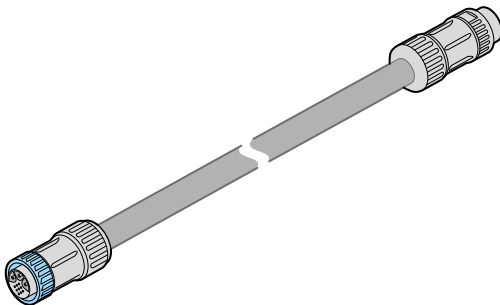
Feed cables



- | | |
|-------------|-------------------|
| 1' (30cm) | OLSF1#-V2 |
| 5' (1.5m) | OLSF5#-V2 |
| 10' (3m) | OLSF10#-V2 |
| 25' (7.6m) | OLSF25#-V2 |
| 50' (15.2m) | OLSF50#-V2 |

= color: G-Gray, B-Black, W-White, C-Custom (RAL# required)

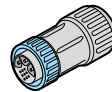
Link cables



- | | |
|-------------|-------------------|
| 1' (30cm) | OLSL1#-V2 |
| 5' (1.5m) | OLSL5#-V2 |
| 10' (3m) | OLSL10#-V2 |
| 25' (7.6m) | OLSL25#-V2 |
| 50' (15.2m) | OLSL50#-V2 |

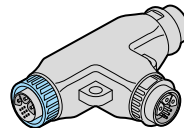
= color: G-Gray, B-Black, W-White, C-Custom (RAL# required)

End cap with DMX termination



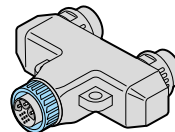
- | | | |
|-------|----------------|-------|
| Part# | OLSEC-B | Black |
| | OLSEC-W | White |

T-junction



- | | | |
|-------|----------------|-------|
| Part# | OLST2-B | Black |
| | OLST2-W | White |

Y-junction



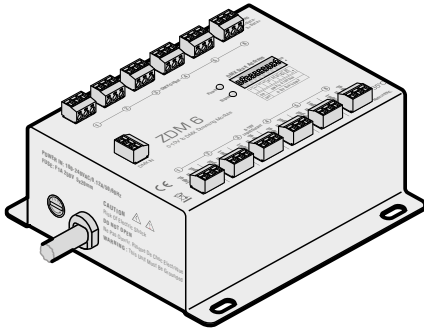
- | | | |
|-------|----------------|-------|
| Part# | OLSY2-B | Black |
| | OLSY2-W | White |



PROJECT	FIRM	ORDER #	TYPE	QTY
---------	------	---------	------	-----

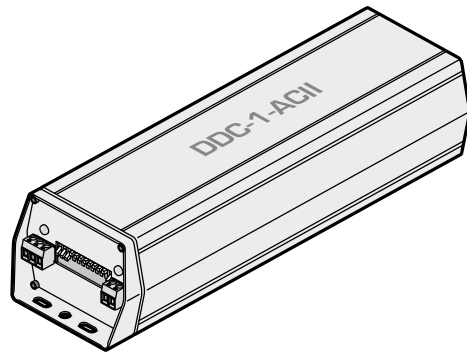
Related components

Signal converters (see page 12)



Multi-channel (0-10V) converter

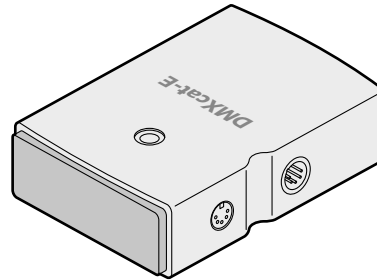
ZDM6



DALI multiple channel converter

DDC1AC

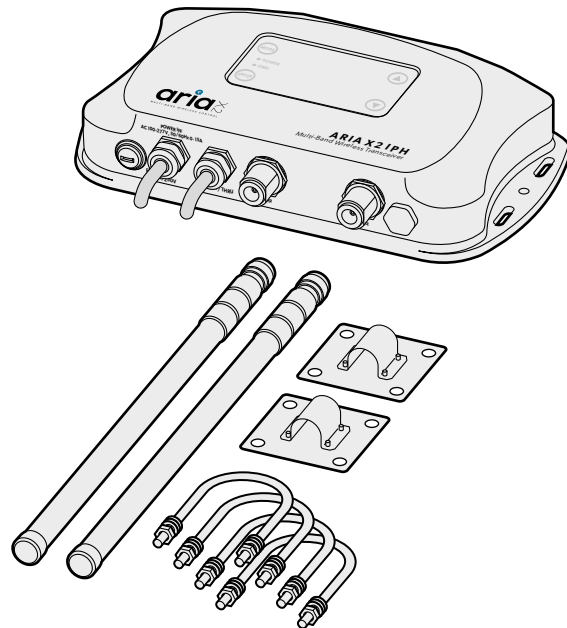
Test and configuration tool kit



DMXcat-E

DMX/RDM, ArtNet, sACN, SMPTE LTC and Midi test/configuration tool

Wireless DMX transceiver



Aria X2 IPH multi-band wireless transceiver with two antennas, two antenna wall brackets and four U-bolts

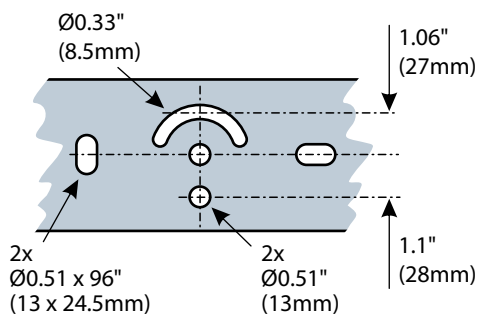
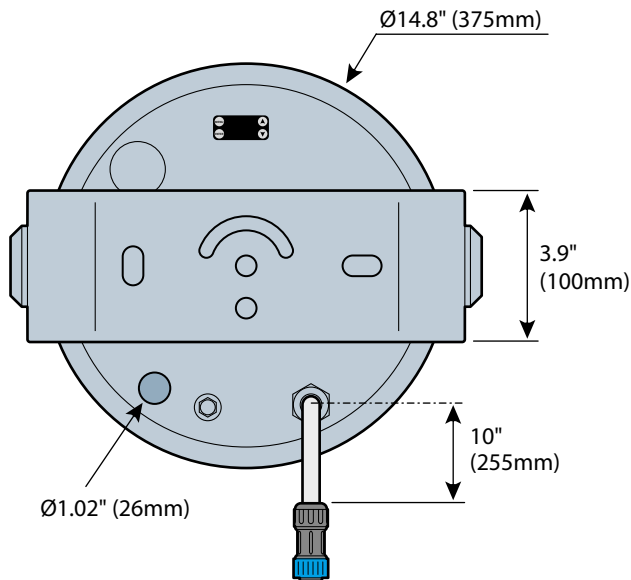
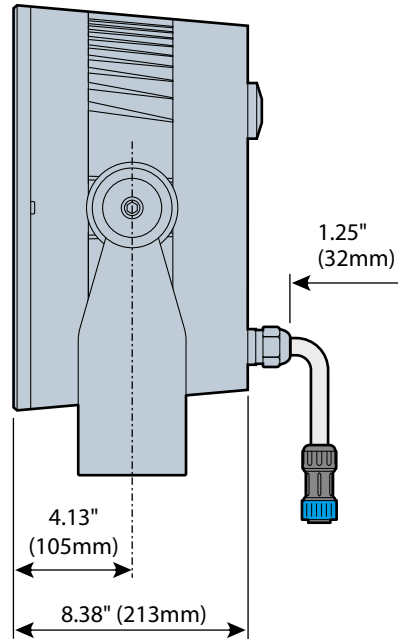
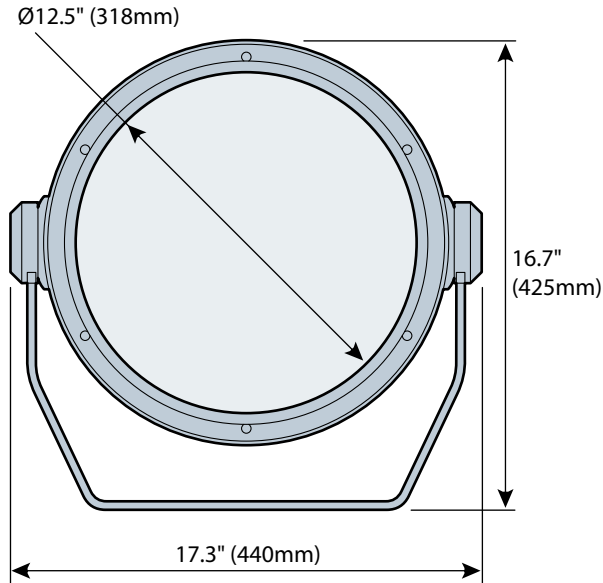
AX2165



SCAN FOR PRODUCT PAGE

PROJECT _____ FIRM _____ ORDER # _____ TYPE _____ QTY _____

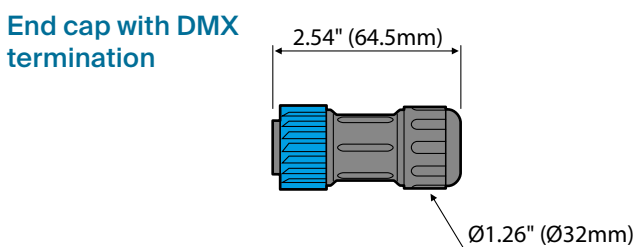
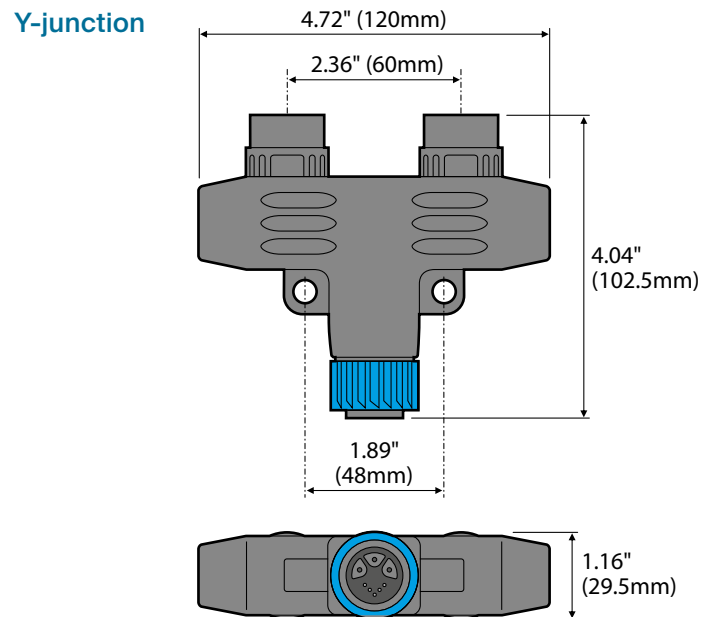
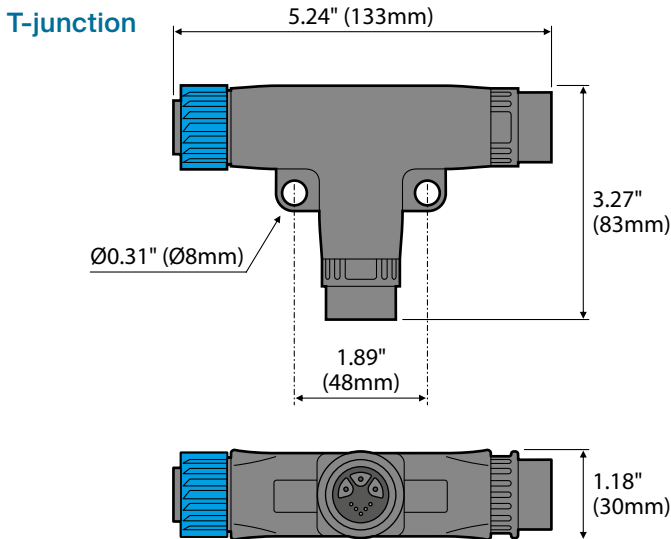
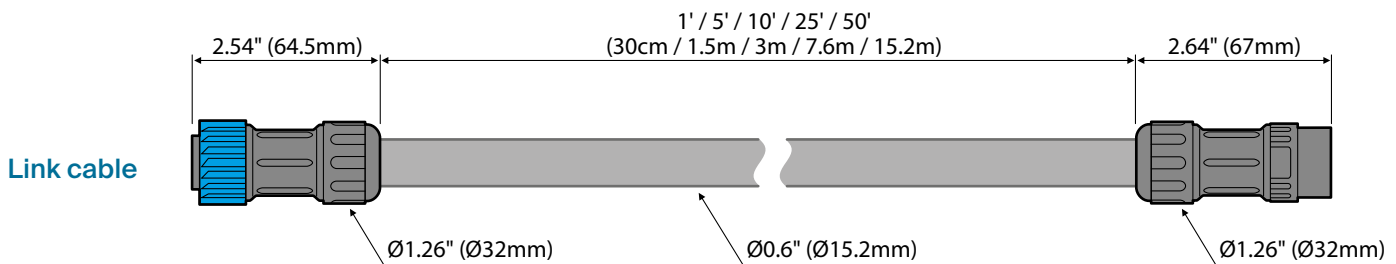
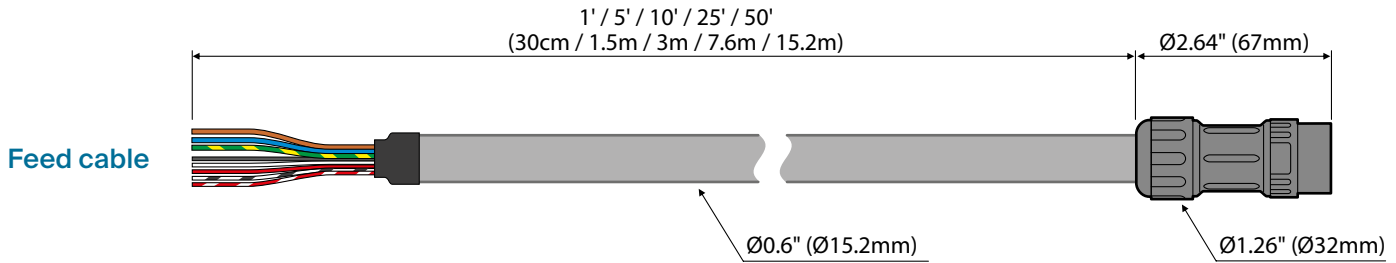
Dimensions



PROJECT FIRM ORDER # TYPE QTY

Dimensions - OLS items

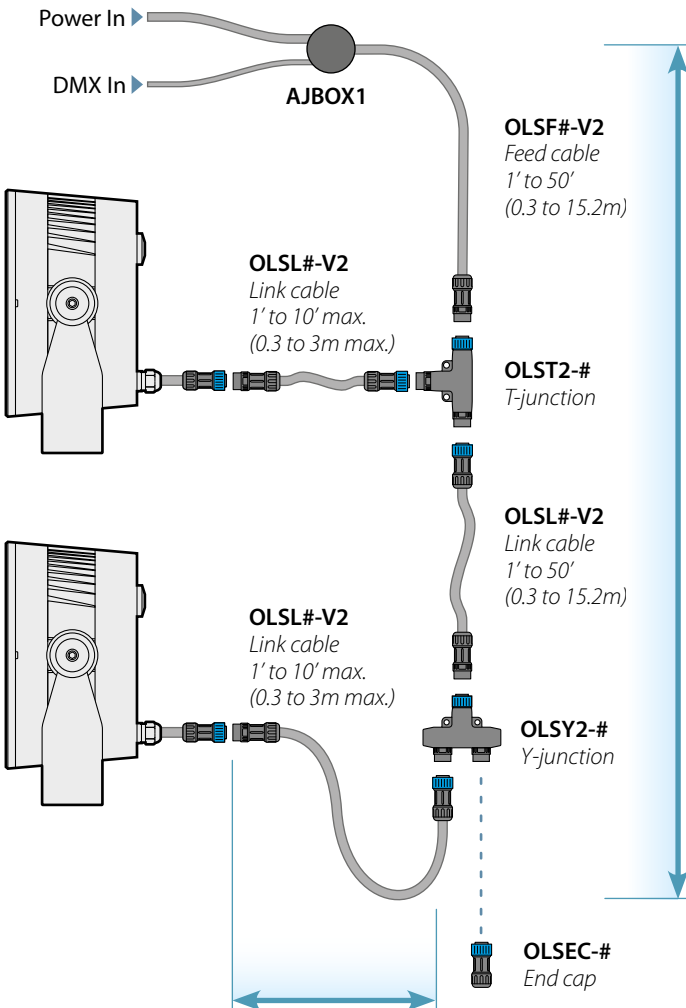
OutdoorLink system 



PROJECT _____ FIRM _____ ORDER # _____ TYPE _____ QTY _____

Typical OLS configuration

The Dyna Drum H3 connector is directly compatible with the Outdoor Link System, which greatly simplifies the task of distributing power and control to multiple fixtures:



The total length from a T-junction to a fixture must not exceed 10' (3m) in length.

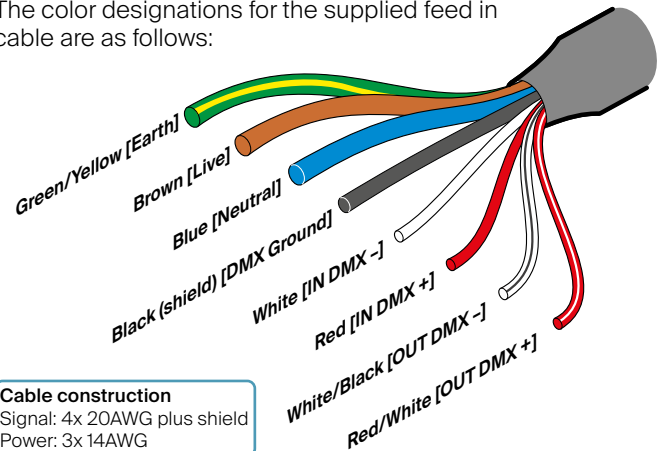
A terminator must be fitted to the final T-junction to simultaneously protect the live connections and correctly terminate the DMX control feed.

Maximum fixtures and cable lengths in a single OLS run:
 120VAC: 8x **SO** or 5x **HO** / 150'
 230VAC: 16x **SO** or 10x **HO** / 300'
 277VAC: 18x **SO** or 12x **HO** / 350'

Power and control wiring

Dyna Drum H3 models are supplied with a combined power and control cord (roughly 9 feet, 2.7m in length and with bare wire tails).

The color designations for the supplied feed in cable are as follows:



Power

The fixture power requirements are as follows:

- Voltage: 100-277VAC 50/60Hz
- Power: **315W** (High Output model), **215W** (Standard Output model)

Note: Acclaim recommends taking proper precautions for external surge protection, as control and power electronics can be damaged by major events. Ensure that the mains power is supplied from a suitably protected source and initial connections are made within IP rated enclosures. Acclaim recommends Belden 9842 or approved equivalent for all DMX wiring applications.

Note: The Acclaim AJBOX1 includes internal surge protection circuitry.

Control wiring

DMX cable recommendations:

- Indoor exposed or in conduit above grade: *Belden 9842*
- Indoor plenum: *Belden 82842*
- Outdoor exposed, direct burial, or inside conduit below grade: *Belden 3107DB*

Alternatives must meet **all** of the following requirements:

- **Construction**
Shielded, twisted pair (or multi-pair).
- **Impedance**
Between 90 and 120Ω.
- **Capacitance**
15pF or less.



PROJECT	FIRM	ORDER #	TYPE	QTY
---------	------	---------	------	-----

OLS connectors



The Outdoor Link System uses matching IP67-rated connectors throughout, each of which combines AC power and DMX control. A simple color code is used:

- Connectors with blue collars are inputs,
- Connectors with black collars (white option available) are outputs.

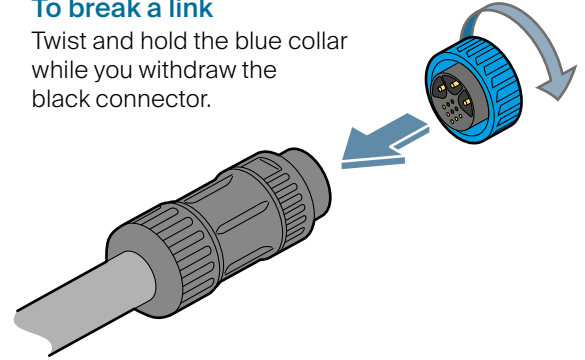
The blue collars form the locking and release mechanism ➔

To make a link

Simply align a black and a blue connector and push them together with a click.

To break a link

Twist and hold the blue collar while you withdraw the black connector.

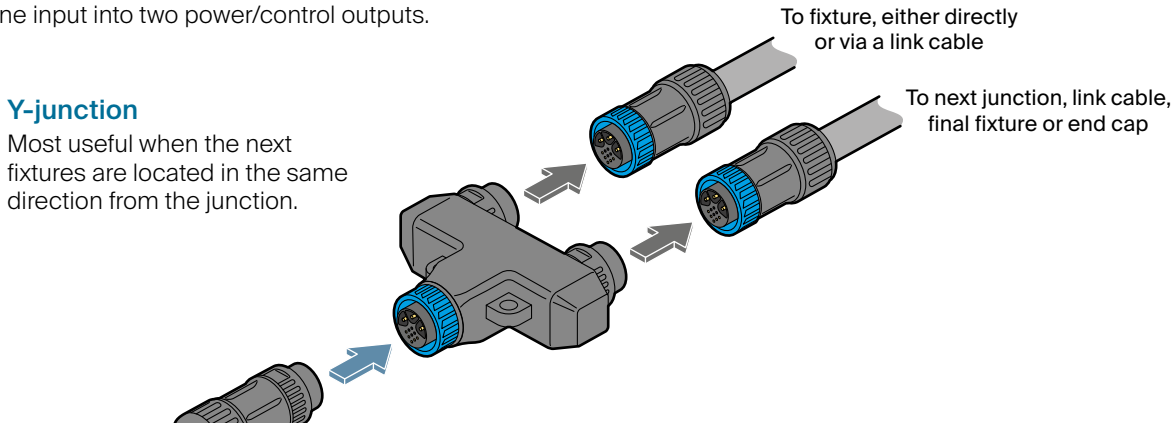


OLS Junctions

Two types of OLS junctions are available: T-junctions and Y-junctions. Electrically they are identical, they both split one input into two power/control outputs.

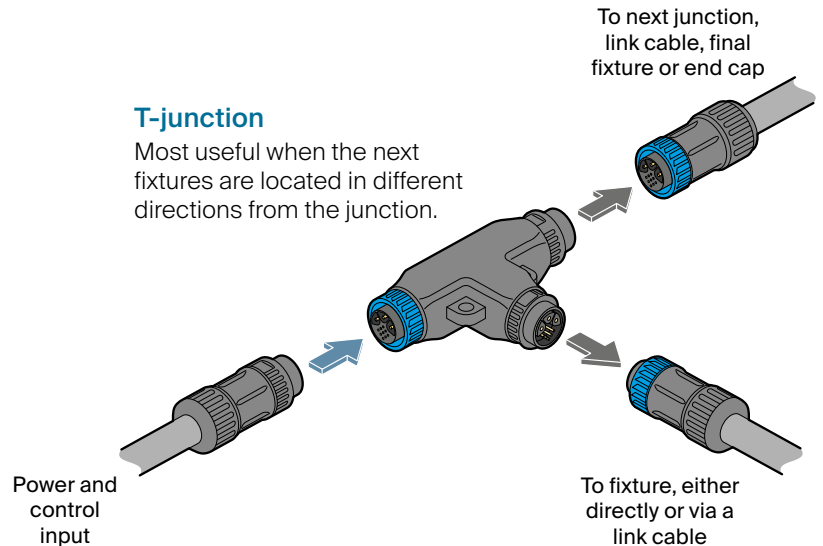
Y-junction

Most useful when the next fixtures are located in the same direction from the junction.



T-junction

Most useful when the next fixtures are located in different directions from the junction.



PROJECT FIRM ORDER # TYPE QTY

CCT Select color mixing

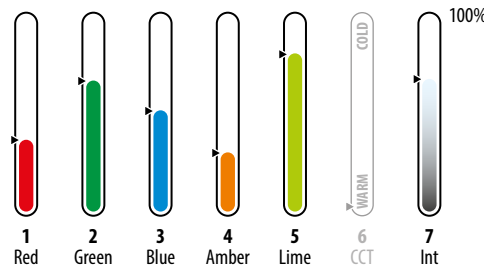
Dyna Drum H3 fixtures with the RGBAL emitter option allow you to mix saturated and pastel colors in addition to calling up any color temperature of white (using a dedicated CCT control channel). The special mode uses seven channels to provide full control.

Mixing saturated and pastel colors individually


Use DMX channels 1 to 5 to mix the required shade.

Use channel 7 to determine the overall output intensity.

Note: **Channel 6 must be at zero.**



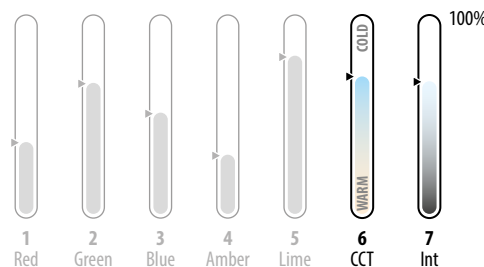
Choosing a temperature of white



Use DMX channel 6 to select the required correlated color temperature (CCT) ranging from 1800K (at 1%) to 6000K (at 100%).

Use channel 7 to control the overall output intensity.

Note: When channel 6 receives any value other than zero, the input values of channels 1 to 5 will be ignored.



DMX value	Color temp
0	Off
001-004	1800K
005-008	1900K
009-012	2000K
013-016	2100K
017-020	2200K
-	-
-	-
233-236	5600K
237-240	5700K
241-245	5800K
246-250	5900K
251-255	6000K

16-bit control

To provide even finer dimming responses, Dyna Drum H3 fixtures also feature a 16-bit version of the above control mode. Using 13 channels in total, each color (plus the intensity) uses high and low bytes (2 channels each) to enact 65,536 dimming steps rather than the usual 256. The CCT Select channel remains as a single 8-bit word.

Note: A full list of DMX values for each color temperature are provided in the Dyna Drum H3 user guide.



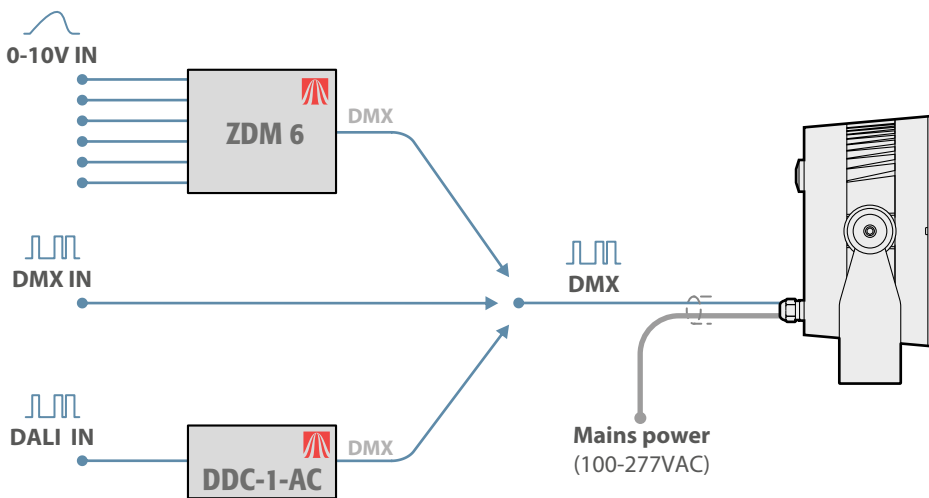
PROJECT	FIRM	ORDER #	TYPE	QTY
---------	------	---------	------	-----

Alternative control inputs

Dyna Drum H3 fixtures use DMX as their native control method, however, it is possible to use other common control protocols when required, such as 0-10V (source or sink) or DALI.

Control inputs via converters

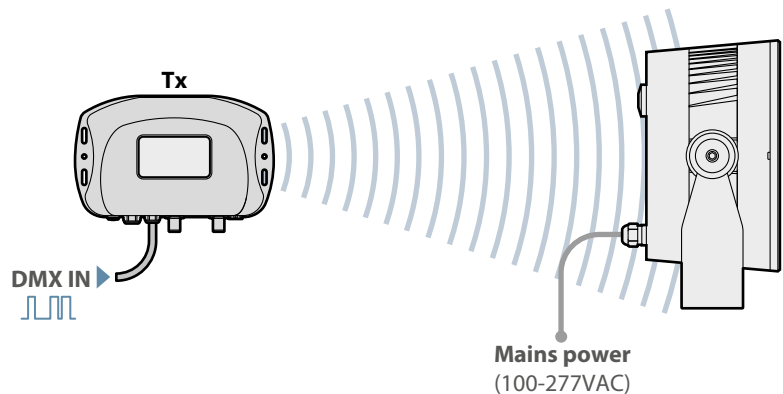
- DMX - connect a DMX input directly to the feed cable.
- 0-10V - use an Acclaim Lighting ZDM 6 to convert one or more analog control feeds into a combined DMX feed.
- DALI - use an Acclaim Lighting DDC-1-AC to convert one or more DALI channels into a combined DMX feed.



When using Acclaim Lighting ZDM 6 or DDC-1-AC modules it is possible to convert multiple inputs into separate DMX channels within a consolidated feed. The ZDM 6 can convert up to six 0-10V inputs into DMX channels, whereas the DDC-1-AC can convert a maximum of 64 DALI channels (although large numbers of channels are not recommended due to the timing limitations of the DALI standard).

Wireless DMX control

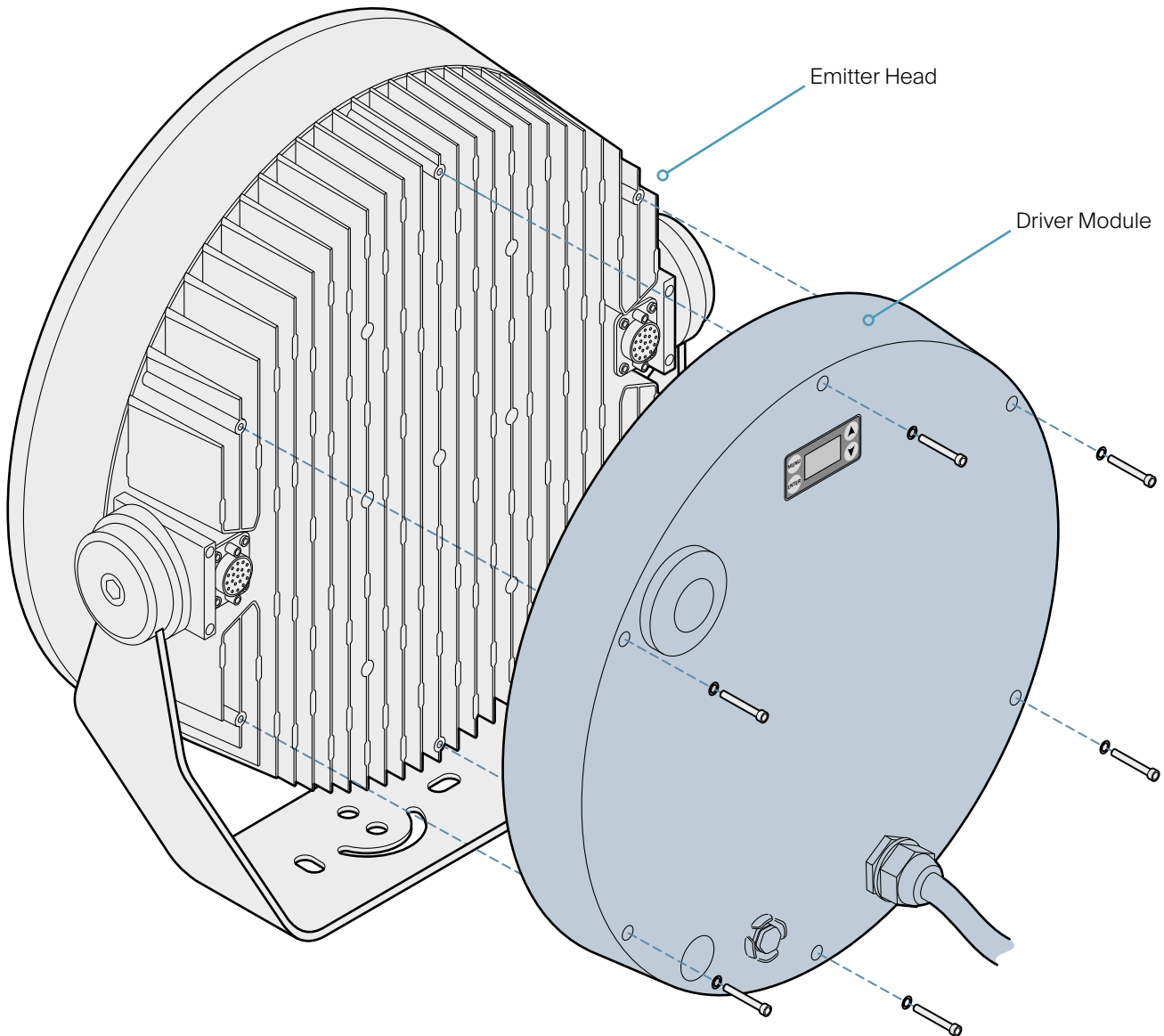
Each Dyna Drum H3 fixture contains an Aria X2 wireless DMX receiver as standard, which can greatly simplify the deployment of multiple fixtures in spaces that contain no control wiring infrastructure. A single Aria transmitter can control unlimited Dyna Drum H3 fixtures, at distances up to 2,000 feet (609m).



PROJECT	FIRM	ORDER #	TYPE	QTY
---------	------	---------	------	-----

Modular flexibility

Like all Acclaim Lighting products, Dyna Drum H3 fixtures are designed and built for the long haul in professional environments. In the unlikely event of failure during the lifetime of a fixture, it is reassuring to know that a solution is ready to return to 100% operation in the shortest possible downtime. Our **CoreSwap Technology** ensures that only the affected module need ever be swapped out, whether that be in our service center or at your on-site installation.



For full installation details, please refer to the **user guide**, available for free download here:

