

AL DRIVER 800 C2™

ACCLAIM
LIGHTING



Client:

Project:



Type:

Order Code:

Quantity:

The **AL Driver 800 C2** is a Class 2, multi-protocol, 800W driver for low voltage LED products. The input control protocols include DMX, RDM, 0-10V and DALI; and features 24V DC / PWM output. It offers maximum flexibility with your front end control preferences. The AL Driver C2 series benefits from a fuse per output terminal for electronic output regulation.

SPECIFICATIONS

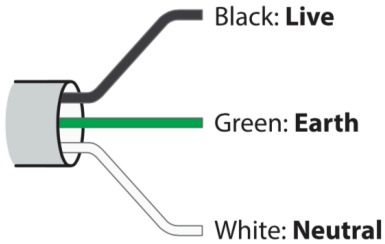
Input Voltage	100-277VAC, 50/60Hz
Output Voltage	24VDC
DC Output Wattage	800W
DC Output Current	4A / 96W maximum per output port (see User Guide page 5 for more info)
Control Input Protocols	8 bit & 16 bit DMX+RDM, 0-10V (sink and source), DALI
Control Output Protocols	Multi-channel PWM
Maximum Power Consumption	960W
Optional Operating Modes	Static color selection, internal preset color fade
Internal Sensors	Temperature & usage, data accessible via the on-board display
Finish	Black
IP Rating	IP22, Dry Location
Ambient Operating Temperature	14° F to 113° (-10° C to 45° C)
Connectors	6 pin terminals for PWM outputs, 3 pin terminals for DMX, 2 pin terminals for 0-10V & DALI
Warranty	5 Years Limited
Weight	8.4 lbs (3.8 kg)
Dimensions	W: 10.07" L: 15.8" H: 4" / W: 270mm L: 400mm H: 100mm
Certifications	 

ORDER CODE

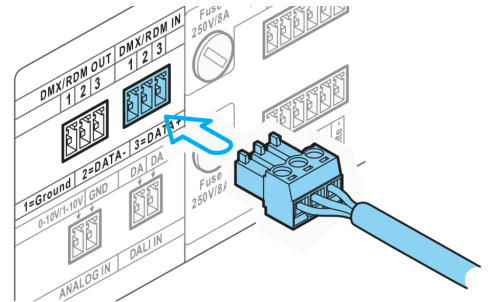
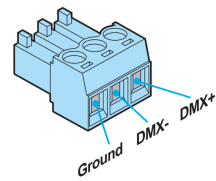
ALD824-C2

WIRING

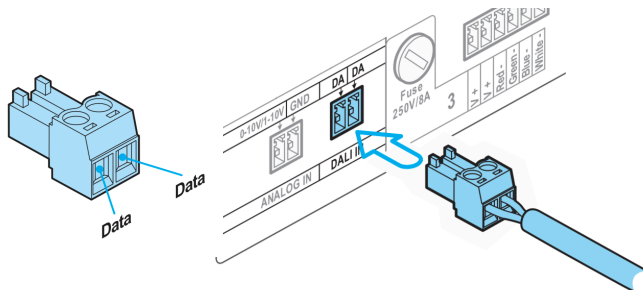
AC Power Input: 100-277VAC, 50/60Hz



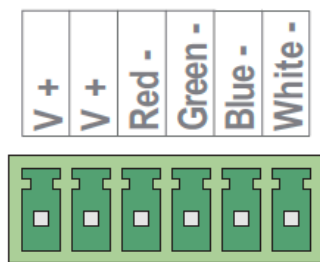
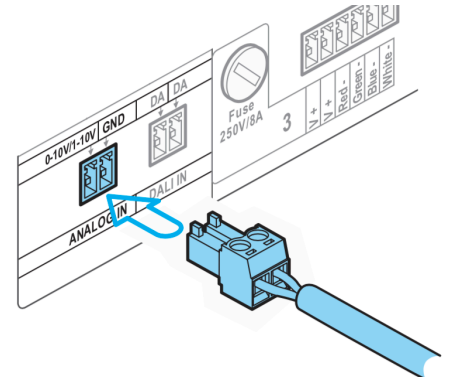
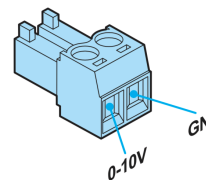
DMX In / Out



DALI Input



0-10V Input



LOAD = RGB	V+	V+	Red	Green	Blue	
LOAD = RGBW	V+	V+	Red	Green	Blue	White
LOAD = AID	V+	V+	W1	W2	W3	W4
LOAD = DW	V+	V+	Warm	Cold	Warm	Cold
LOAD = WHITE	V+	V+	White	White	White	White

Notes:

- Whichever LOAD-type is chosen, that setting will be applied globally to all ports. For example, it is not possible to choose Ai Dim operation for some ports and RGBW for others.
- The maximum **4A** load limit for each port (and the maximum overall load for the whole device) must not be exceeded.
- In AID (Ai Dim) mode, the W1 to W4 connections align with the four marked wires of products such as Ai Flex.

DIMENSIONS

